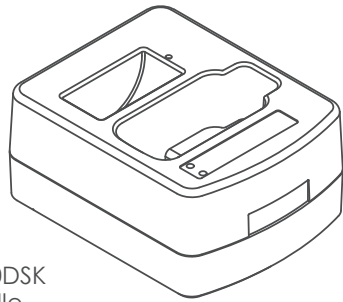


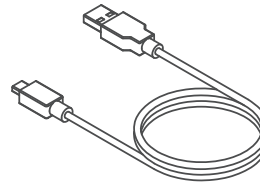
Cradle User Guide



Contents:

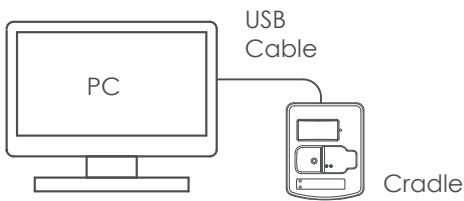


C190DSK
Cradle



C190CRC
USB Cable

Installation:



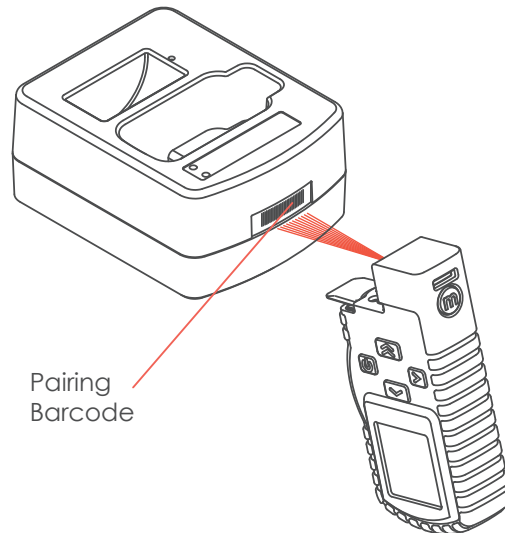
DIP switches (underneath):



- 1 Change master and slave mode
- 2 Clear memory of dongle
- 3 Hardware reset
- 4 USB-HID,CDC switch

Bluetooth Pairing:

Scan the Pairing Barcode with the Device, or select Cradle from Device Settings menu.



Charging:



Device LED

RED – ScanTape charging
GREEN – ScanTape charged

Bluetooth LED
connectivity status

BLUE (ON) – CubeTape Paired and connected.
BLUE (flashing) – CubeTape Paired but Not Connected.
(NB: CubeTape could be turned off or out of range)

